



MES BI QUICK START
BROCHURE



| | | | |
|---|-----------------------------|---------------------------------|----------------|
|  | MES BI Quick Start Brochure | | |
| | Release Date: | Document Number: BI-BROC-001 | Revision 01 |

Table of Contents

| | | |
|---|-------------------------|---|
| 1 | Introduction | 2 |
| 2 | Key Features | 2 |
| 3 | System Requirements | 2 |
| 4 | How BI Quickstart Works | 3 |
| 5 | Support and Maintenance | 3 |
| 6 | Contact Information | 3 |

| | | | |
|---|-----------------------------|---------------------------------|----------------|
|  | MES BI Quick Start Brochure | | |
| | Release Date: | Document Number: BI-BROC-001 | Revision 01 |

1 Introduction

MES BI “QuickStart” solution would fast track Customer Opcenter data model knowledge and accelerate customer reporting and the solution comes with a MES DataMart and set of Power BI operational reports for WIP Management, Quality and Resource Management.

Customer can take advantage of the MES BI solution to build their operational and analytical reports or modify the existing one to meet their requirement.


2 Key Features

- ☒ Potential to be included as part of the global template.
- ☒ Accelerate time to value for each site deployment with standard set of operational reports
- ☒ Accelerate time to value for dashboarding and KPIs from shopfloor to top floor
- ☒ Fast tracked learning COE team and huge Cost Saving.
- ☒ Foundation Dataware house and Datamart for all the reporting needs.
- ☒ Self-service reporting capability using power BI.
- ☒ eDHR paginated reporting for MES Medi suit.

3 System Requirements

Below are the minimum system requirements:

| | |
|------------------------------------|--|
| Operating System | Windows server 2012 or higher |
| CPU | 1.8 GHz or faster x86 (Intel, AMD) processor. Dual core. |
| .NET Framework | 4.8 or higher |
| RAM | 8 GB or more |
| Hard drive | 100 GB available in the hard disk. |
| Data Base | Microsoft SQL Server 2016 and above (32 or 64 bit) Enterprise Edition, Oracle Database Client is version 11.2.0.4 or later |
| Applications | MS-EXCEL 2010 or higher |
| Network | support TLS 1.0 and SSL 3.0 by default |
| ODS | Siemens Opcenter ODS/Replicated Database server |
| Security and Access | SQL SERVER authentication, role-based access control (admin) |
| Reporting and Dash boarding | Microsoft Power BI account with Pro License |

| | | | |
|---|-----------------------------|---------------------------------|----------------|
|  | MES BI Quick Start Brochure | | |
| | Release Date: | Document Number: BI-BROC-001 | Revision 01 |

| | |
|---------------------|---|
| Gateway | Windows 12 or later for Installing On premise Gateway and On premise Data gateway (Standard Mode) |
| Client Tools | SQL Server Management studio, Power BI desktop, Power BI Builder |

4 How BI Quickstart Works

MES BI Quick Start comes with Foundational Datawarehouse, Datamart and Power BI Reports for WIP Management, Quality and Resource Management. Also provides eDHR reporting capability for Medi Suit specific users. We provide Installation User guide documents for both Datamart and Power BI reporting.

User will have to follow below Steps:

1. As per the Installation user guide doc's Configure Environments
2. Install the Datamart in the MES BI ODS/Replication servers using the .exe file provided as part of package.
3. Go to the sql server agent and look at the Jobs created as part of the installation and schedule the data refresh as per the business needs.
4. Install the Gateways and configure the data sources.
5. Have the power BI pro license purchased from Microsoft for publishing and accessing Power BI reports.
6. Share the eDHR and Power BI reports to the respective users who has power bi license.
7. Create additional self-service reports by using the existing power bi model.

5 Support and Maintenance

Dhruv provides comprehensive support and maintenance services for MES BI Quick Start, including installation assistance, license key management, and troubleshooting. Customers can contact Dhruv's support team for prompt assistance.

6 Contact Information

For inquiries, support, or additional information about BI Quickstart, please contact Dhruv's customer support team:

- ✉ Email ID: info@dhruvts.com
- ✉ Phone: +91 80 231 40317.